

ABOUT THE INSTRUMENT AND TUNING:

The four main members of the ukulele family are:

Flight



Soprano FLIGHT NUS310
Size: 21"
Tuning: GCEA
Number of frets: 12-15
Sound: Punchy and traditional



Concert FLIGHT NUC310
Size: 23"
Tuning: GCEA
Number of frets: 15-20
Sound: Full and mellow



Tenor FLIGHT NUT310
Size: 26"
Tuning: GCEA
Sound: Good for classical or jazz pieces, where individual strings are plucked


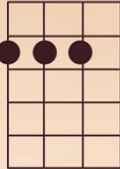
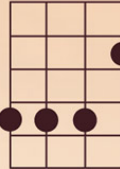




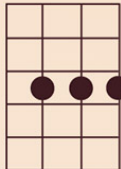
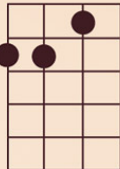
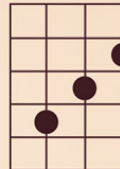





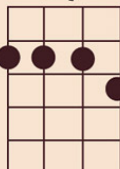












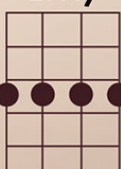








Baritone FLIGHT NUB310
Size: 30"
Tuning: DGBE
Sound: Deeper sound, great for blues and fingerpickers

UKULELE CHORDS

Get to know the names of the chords and how they are positioned. This will help you build up your speed when you learn new songs as you will start to recognize familiar chords.

Flight

C 	D 	E 	F 	G 	A 	B 
Cm 	Dm 	Em 	Fm 	Gm 	Am 	Bm 
C7 	D7 	E7 	F7 	G7 	A7 	B7 
Cmaj7 	Dmaj7 	Emaj7 	Fmaj7 	Gmaj7 	Amaj7 	Bmaj7 
Cm7 	Dm7 	Em7 	Fm7 	Gm7 	Am7 	Bm7 

  @flightukulele

Use hashtag #flightukulele
to be featured on our channels!

www.flightmusic.com